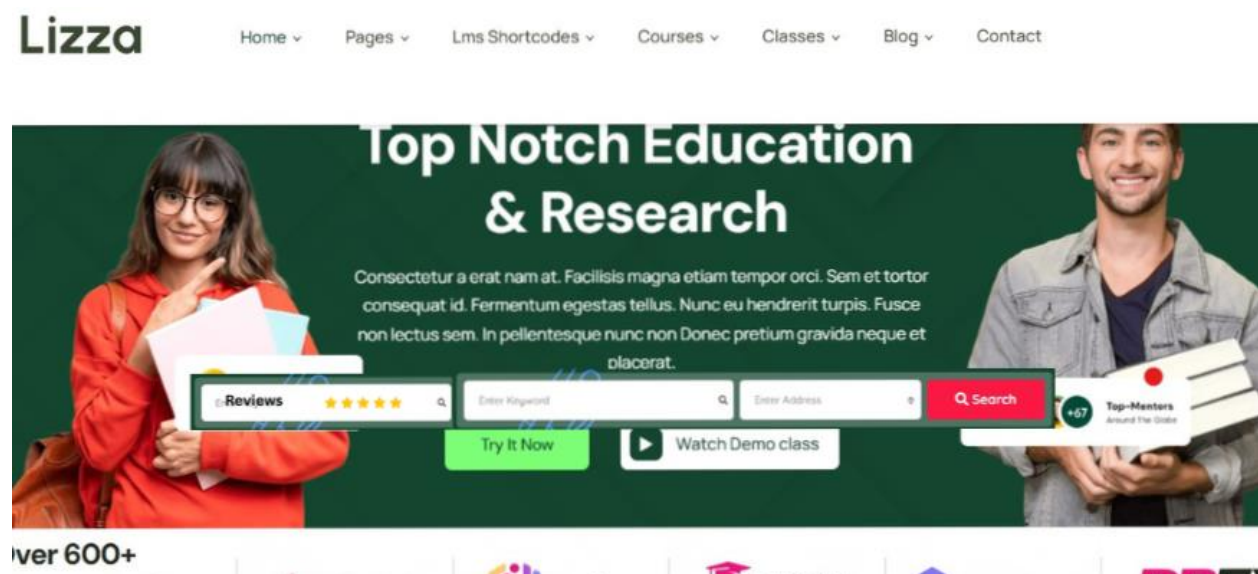


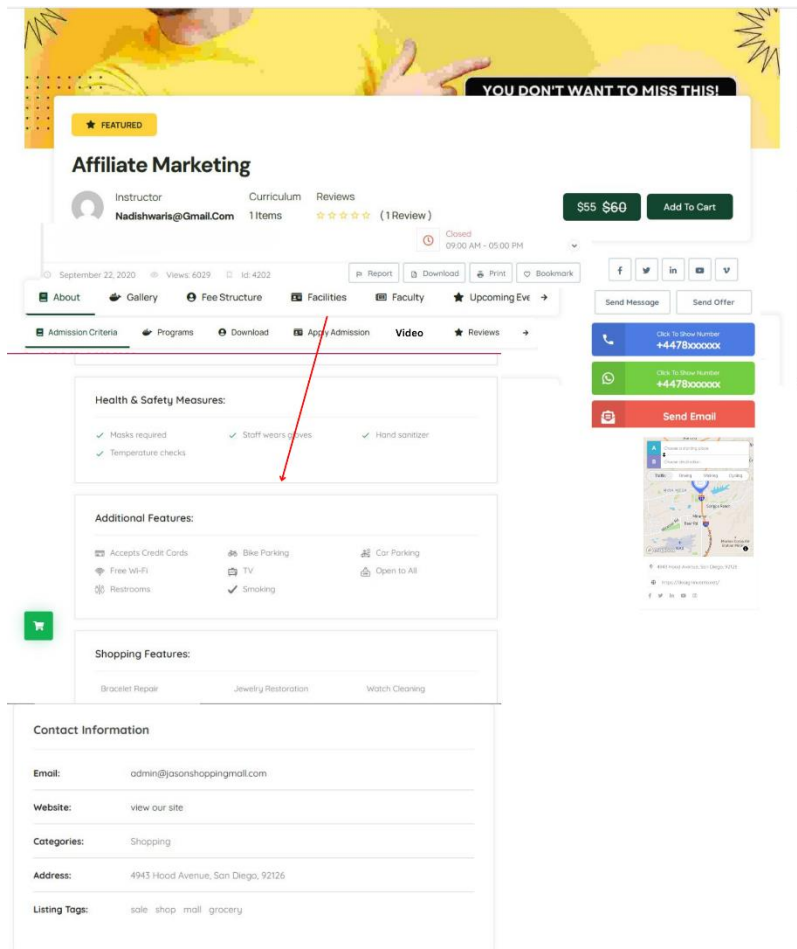
Dear Development Team,

I'm sharing a detailed overview of the required features and integration strategy. The goal is to use the **Lizza theme as the primary layout** while incorporating **ClassiAds' powerful directory/listing and ad-posting functionality**. The end product will serve as a **comprehensive education directory and institute management platform**.

The homepage banner will include an advanced search feature, similar to the one used in ClassiAds. We just need to add a review-based search filter to it. Please refer to the attachment for reference.



1. Institute Detail Page – Tab-Based Section Layout



Each institute listing should have a detailed profile page with the following sections displayed as **separate Elementor tabs or templates**, allowing customizable designs for each section:

Tabs (Editable via Admin Panel):

- About
- Features & Facilities (Same as classiad gives a vast options)
- Faculty (Content is upto you)
- Admission Criteria (Content is upto you)
- Fee Structure (Content is upto you)
- Download Button (for brochures/prospectus)
- Programs (Content is upto you)
- Branches (Content is upto you)

- Upcoming Events & News (Suggested below)
- Apply for Admission (Suggested Below)
- Gallery (it will show on the tab as classiad shows at the end)
- Video (it will show on the tab as classiad shows at the end)
- Reviews (it will show on the tabs as classiad shows at the end)



Note:

- These tabs should be **modular**, meaning they can be **added/removed** via the admin panel per institute.
 - All these sections should have corresponding options in the institute's **dashboard** to manage their content dynamically.
-



Upcoming Events & News Module – Detailed Functional Instructions (Plugin can be used)

Each institute should have the ability to add **multiple upcoming events** through their dashboard. The event creation form should include the following input fields:



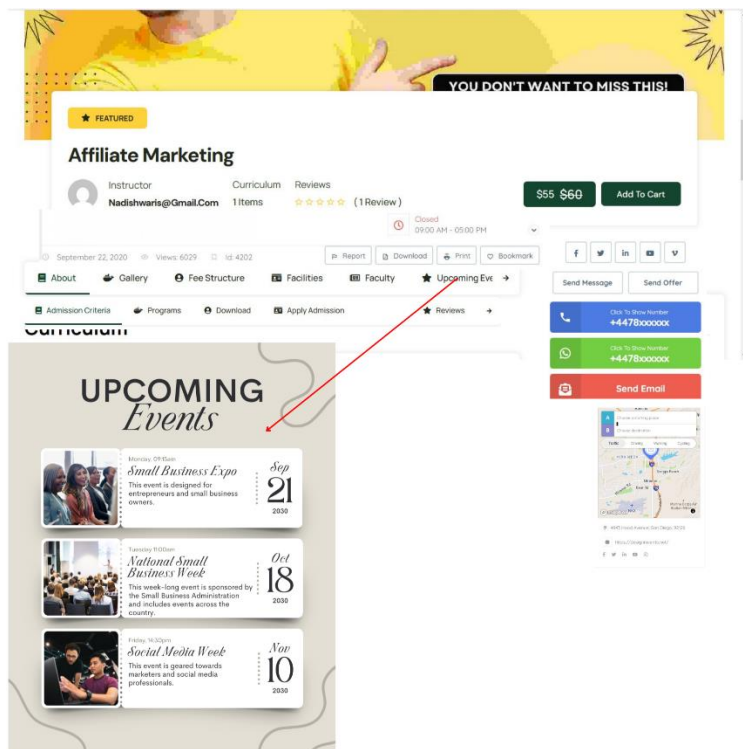
Input Fields for Event Submission:

- **Event Image:** Upload an image or banner representing the event.
 - **Event Title:** A short, descriptive title for the event.
 - **Date & Time:** Selectable fields for setting the event date and time.
 - **Event Description:** A text area for a detailed description of the event.
-



Front-End Display (On Website)

These events will be displayed under the **“Upcoming Events & News”** tab on each institute's public profile page. The front-end layout should visually represent the events in a **card or chart-style grid** format for easy readability.



Each event card should include:

- A thumbnail of the uploaded image
- Event title (bold)
- Event date and time
- A brief snippet of the event description (with a "Read More" option if needed)

3. Online Admission Form – Workflow & Features

This module will enable students/visitors to fill out an online admission form from an institute's detail/profile page. The submitted data will be received by the super admin in an organized and printable format — like a formal admission form.

Form Structure:

- Displayed under the **“Apply for Admission”** tab
- A sample admission form will be added initially
- Built using Elementor or compatible form plugin (to allow enhancements later)
- Should include **maximum necessary fields**, such as:

- Full Name
- Picture
- CNIC/Form-B
- Email
- Phone
- City
- Address
- Course/Program Applied For
- Academic Background
- Upload Documents (PDF, JPG)
- Additional Notes

Form Submission Workflow:

Step 1: Admin-Level Submission

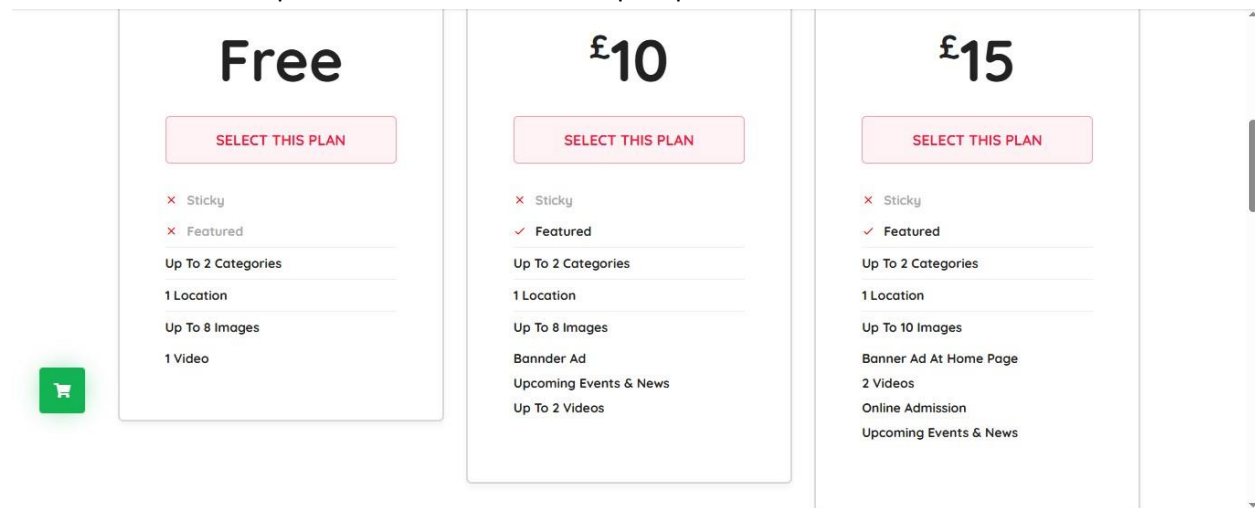
- When a student submits a form from an institute page, it should first appear in the **main platform admin (super admin) panel**.

Step 2: Post Approval

- Once reviewed and approved by the super admin:
 - The form entry (admission data) is **transferred to the respective institute's dashboard**, based on the selected listing.
 - Institute Name (auto-attached based on form location) **(If possible)**

4. Pricing Plan Functionality & Role Restrictions

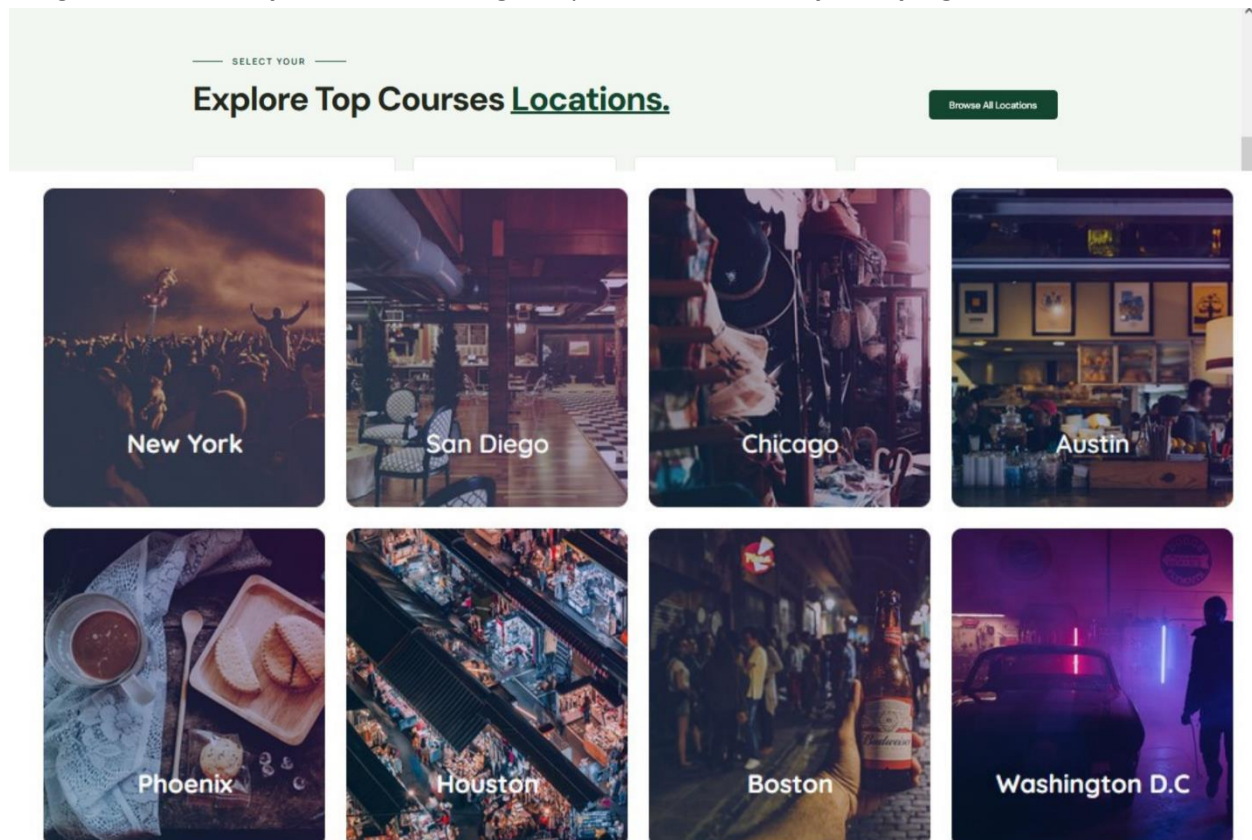
Implement a **tiered pricing plan system** (based on ClassiAds model) with the following rules all options are ok included in the plan but need to add more at paid plans: See attached



- The **Lizza theme layout** should be maintained throughout functionality of classiad.
- **Pop-up Banner** for paid plans:
 - Active for a defined number of days
 - Auto-deleted after expiry
 - Must be shown at **“Home page”**
- The following features should only be **available to paid users**:
 - **Apply for Admission Tab**
 - **Upcoming Events & News Tab**
- **Free users** should not have access to these features in their institute listings or dashboards.
- Rest features should be added as showing in the picture.
- I can add/remove features according to plan

5. Location-Based Search Functionality

Integrate **ClassiAds-style location filtering**, but preserve the **Lizza layout styling**.



Functionality:

- If a visitor selects a city (e.g., Lahore), they are redirected to a dedicated page showing listings filtered by that location.
- The page layout consistent with **classiad location section**, and ClassiAds' filtering and search mechanisms.

6. CSV Bulk Upload:

we want to enable **CSV bulk upload functionality** for all types of listings